



# Piotr Nowakowski

BITMAP AND VECTOR PORTFOLIO

# Bitmap Graphics

Photo manipulations using Adobe Photoshop



# RED

Photoshop montage  
PIOTR NOWAKOWSKI

# Portobello house close-up

Increased *Shadows* and *Highlights*

Adjusted tonal ranges with *Levels*

Adjusted tones using *Curves*



# Antiques, phone box

*Cropped and Straightened the photo*

*Removed tiny imperfections using Clone Stamp Tool*

*Increased Shadows and Highlights*

*Adjusted tonal ranges with Levels*

*Adjusted tones using Curves*



# Red head

*Cropped photo*

*Increased Shadows and Highlights*

*Increased Contrast*

*Adjusted tonal ranges with Levels*

*Adjusted tones using Curves*

*Added Motion Blur*



# Frame

Removed tiny imperfections using *Clone Stamp Tool*


Increased *Shadows* and *Highlights*

Adjusted tonal ranges with *Levels*

Adjusted tones using *Curves*

Adjusted *Saturation* – increased red, reduced greens and yellows

Added *Lens Flare*



# Mini

Added *Overlay* layer to *dodge* and *burn* without affecting the original file

Increased *Shadows* and *Highlights*

Adjusted tonal ranges with *Levels* and *Curves*

Increased *Vibrance*

Increased *Saturation* of reds

Added *Lens Flare*



# Private

Increased *Shadows* and *Highlights*

Adjusted tonal ranges with *Levels*

Adjusted tones using *Curves*

Increased *Saturation*

Added *Lens Flare*



# House with flowers

*Cropped and Straightened the photo*

*Increased Shadows and Highlights*

*Adjusted tonal ranges with Levels and Curves*

*Moved Colour Balance towards green*



# Portobello, no. 41

*Cropped and Straightened the photo*

*Increased Contrast*

*Increased Shadows and Highlights*

*Adjusted tonal ranges with Levels and Curves*

*Adjusted Saturation – increased red, reduced greens and yellows*

*Added Overlay layer to dodge and burn without affecting the original file*



# Classic car back

*Cropped and Straightened the photo*

*Increased Shadows and Highlights*

*Increased Vibrance*

*Adjusted tonal ranges with Curves*

*Adjusted Saturation – increased red, reduced cyans and blues*

*Added Lens flare*



# Flowers red and yellow

*Cropped and Straightened the photo*

*Increased Shadows and Highlights*

*Increased Vibrance*

*Adjusted tonal ranges with Curves*

*Adjusted Saturation – increased reds and greens, reduced yellows, cyans and blues*



# Bicycle:

*Cropped and Straightened the photo*

*Increased Shadows and Highlights*

*Increased Contrast*

*Adjusted tonal ranges with Curves*

*Adjusted Saturation – increased red, reduced yellows, cyans and blues*

*Added Overlay layer to dodge and burn without affecting the original file*



# Portobello house

*Cropped and Straightened the photo*

*Increased Shadows and Highlights*

*Increased Contrast*

*Adjusted tonal ranges with Curves and Levels*

*Adjusted Saturation – increased red*

*Added Overlay layer to dodge and burn without affecting the original file*



# Flowers on the window

*Cropped and Straightened the photo*

*Increased Shadows and Highlights*

*Adjusted Saturation – increased red*



# Espresso machine

*Cropped and Straightened the photo*

*Increased Shadows and Highlights*

*Adjusted tonal ranges with Curves*

*Adjusted Saturation – reduced cyans and blues*



# Mazda

*Cropped and Straightened the photo*

*Removed tiny imperfections using Clone Stamp Tool*

*Increased Shadows and Highlights*

*Adjusted tonal ranges with Curves and Levels*

*Adjusted Saturation – increased red, reduced yellows and greens*



# Royal Mail Car

*Cropped and Straightened the photo*

*Removed tiny imperfections using Clone Stamp Tool*

*Increased Shadows and Highlights*

*Adjusted tonal ranges with Curves and Levels*

*Adjusted Saturation – increased red, reduced yellows and greens*

*Added Lens Flare*




# Vector Graphics

Created using Adobe Illustrator


# Game of Thrones

Coat of arms of the House Baratheon

Iron Stag inspired by Marvel's Iron Man colour palette



House Baratheon



Iron Stag


# Garden Scene

An exercise in modifying basic shapes



# Robot

An exercise in modifying basic shapes and adding shadows and highlights.



# Yummy Cupcakes logo

A logo for a website project:  
a fictional cupcake bakery  
that requires a website and logo design  
using *shabby chic* aesthetics.



# Yummy Cupcakes texture

A background texture for  
a fictional cupcake bakery  
using *shabby chic* aesthetics.



# runbymonkeys.com

A logo for a website project:  
a small web design  
and mobile game development studio



# Animation

Created using Adobe Photoshop

# Animated Rocket

An animated gif created in Adobe Photoshop using a given rocket-asset.

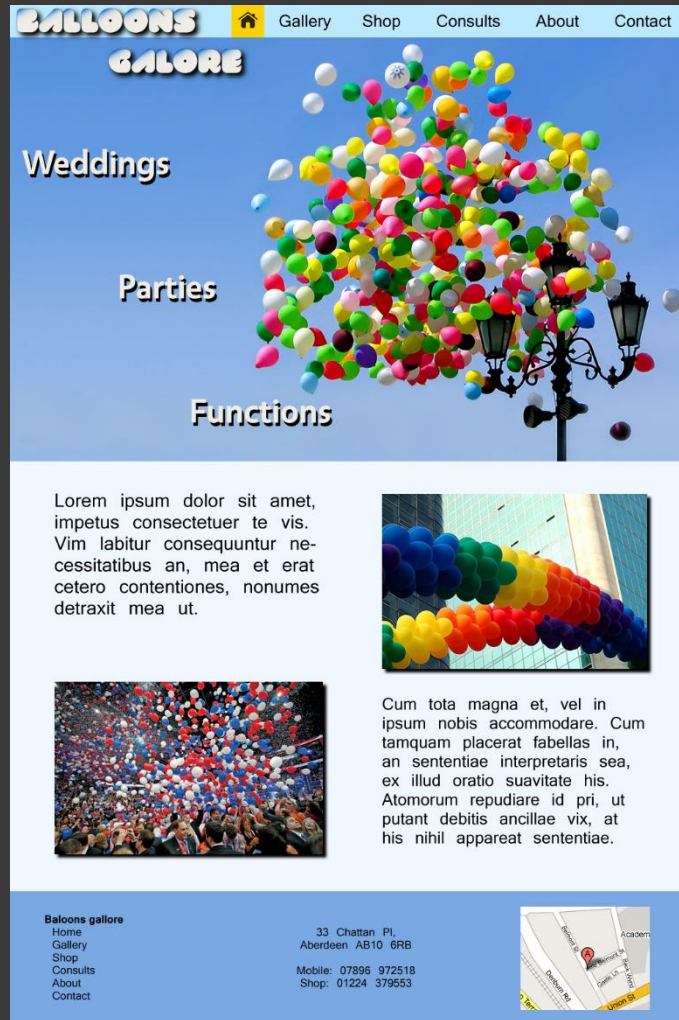


# Mock-ups

Created using Adobe Photoshop & Illustrator

# Balloons Galore

Mock-up of a website for a company specialising in artistic balloon decorations for events and functions



# Interactive CD

A mock-up of an interactive CD highlighting the possible dangers of using internet chatrooms.



## CHAT ROOMS!

Most people are nice and just want to chat

- Chat rooms create a feeling similar to a spoken conversation.
- They are a good way to connect with people around the world.
- You can openly express your opinions.
- You can teach others about your culture or they can teach you.
- It's possible to make wonderful long distance pen pals.
- You can play games.



Do's & Don'ts



## Do's & Don'ts of chat rooms



Always use a nickname

Stay in the public chat room

Communicate only with people on  
your Contact List

Tell your parents

Never give out personal details

Don't send your picture to anyone

Don't open attachments from anyone

Don't meet up in real life on your own



Back

Finish

# Project Origami

A mock-up of the label and box for the affordable luxury product project



# Horrible Histories: Awesome Egyptians

A mock-up of an interactive website version of the popular book that would provide access to the content of the book as well as an option to purchase a physical copy

